

Scaled data based on original data using
LM-79-08 Approved Method: Electrical and Photometric Measurements of Solid-
State Lighting Products

Test Report Prepared for
Cooper Lighting Solutions
(formerly Eaton)

Brand: McGRAW-EDISON

Report Number: P385639

Luminaire Tested: **GWC-SA1B-722-U-T2**

Issue Date: 3/3/2020

Test Information

Test Method: LM-79-08
Report Number: P385639
TEST IS SCALED FROM IESNA LM-79-08 TEST DATA (G2-1903-205-12)
Test Lab: INNOVATION CENTER
Issue Date: 3/3/2020
Manufacturer: COOPER LIGHTING SOLUTIONS (FORMERLY EATON)
Product Line: MCGRAW-EDISON
Catalog Number: GWC-SA1B-722-U-T2
Description: GALLEON WALL LUMINAIRE
(1) 70 CRI, 2200K, 800mA LIGHTSQUARE WITH 16 LEDS AND TYPE II OPTICS
Light Source: -
Ballast/Driver: ELECTRONIC DRIVER

Summary

Lumens per Lamp: N/A
Luminaire Lumens: 4403 lumens
Efficiency: N/A
Efficacy: 100.1 lumens/watt
Luminous Opening: Rectangular (W 0.5' x L: 0.5' x H: 0')
IES Classification: Type III - Medium
BUG Rating: B1 - U0 - G1

Input Watts (W): 44
Input Voltage (V): NR
Input Current (Ain): NR
Voltage Rise (V): NR
Power Factor: NR
Total Harmonic Distortion (THDi): NR
Frequency (hertz): 60
Stabilization Time: NR
Operation Time: NR
Ambient Temperature (°C): NR
Test Distance: 24 FT

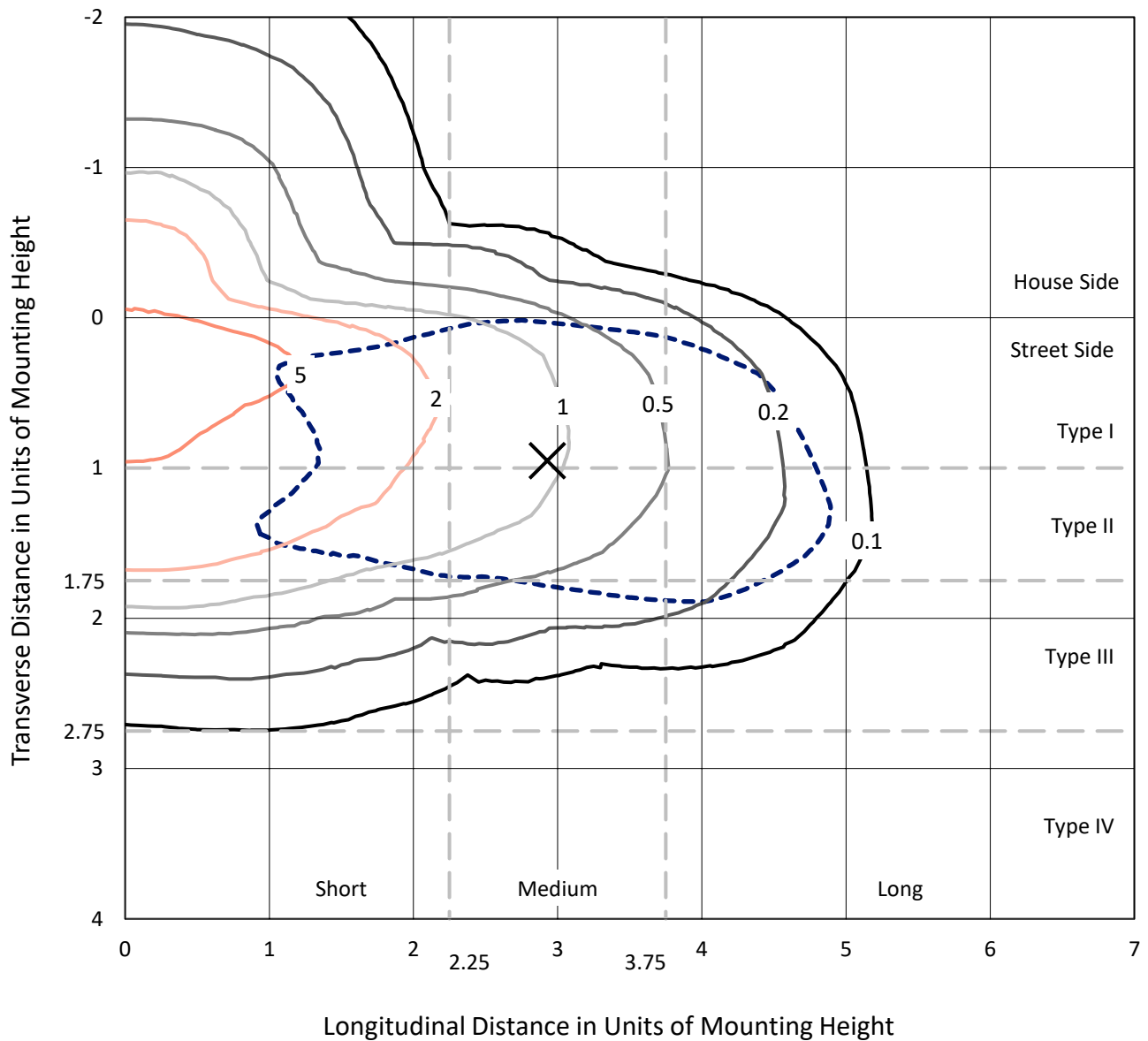


REPORT NUMBER: P385639

CATALOG NUMBER: GWC-SA1B-722-U-T2

Iso-Footcandle Lines of Horizontal Illumination

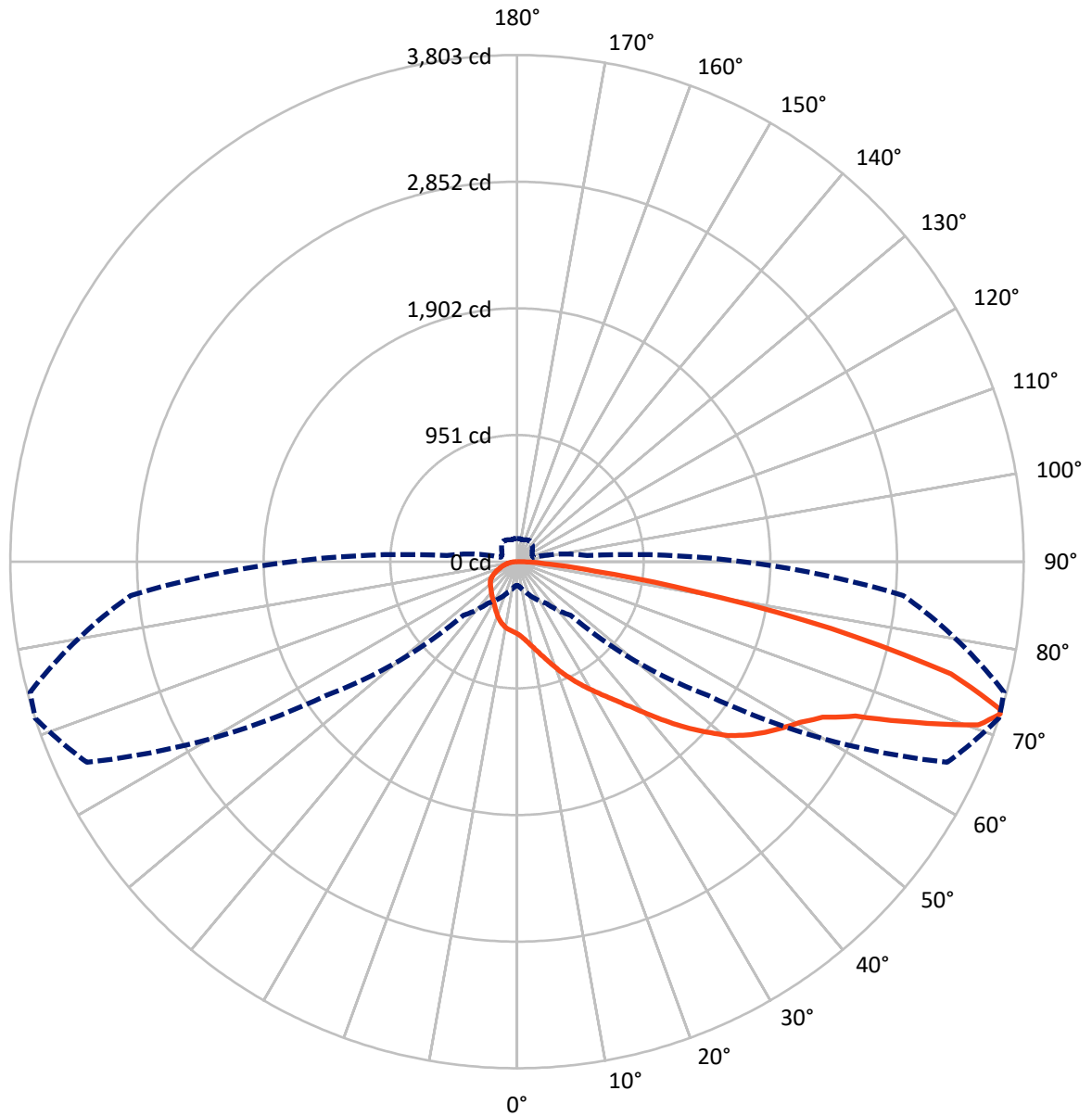
✕ Max cd
 - - - 1/2 Max cd



Based on 10 foot mounting height. Maximum calculated value = 7.5 fc
 Type III - Medium - N/A

REPORT NUMBER: P385639
CATALOG NUMBER: GWC-SA1B-722-U-T2

Luminous Intensity Polar Plot



— Vertical Plane Through 72-Deg Lateral - - - Horizontal Cone Through 72-Deg Vertical

REPORT NUMBER: P385639

CATALOG NUMBER: GWC-SA1B-722-U-T2

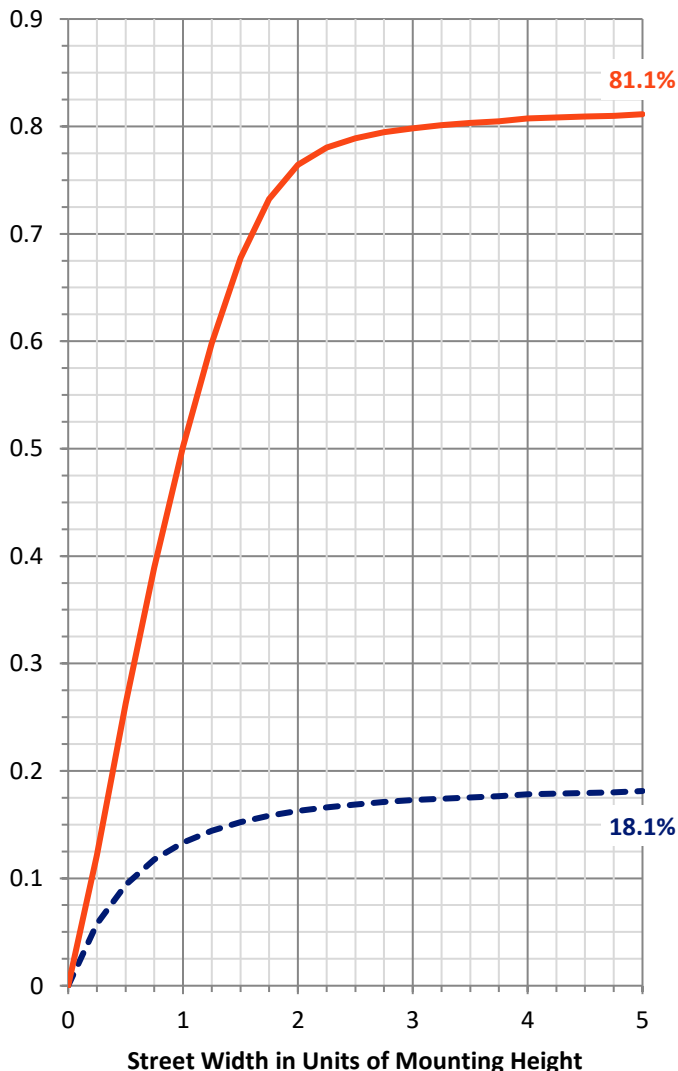
FLUX DISTRIBUTION:

		Downward	Upward	Total
House Side	Lumens	816.8	0.0	816.8
	% Fixture	18.6	0.0	18.6
Street Side	Lumens	3586.2	0.0	3586.2
	% Fixture	81.4	0.0	81.4
Total	Lumens	4403.0	0.0	4403.0
	% Fixture	100.0	0.0	100.0

ZONAL LUMENS:

Zone	Lumens	% Fixture
0°-10°	54.3	1.2
10°-20°	175.4	4.0
20°-30°	307.4	7.0
30°-40°	455.7	10.4
40°-50°	666.5	15.1
50°-60°	917.1	20.8
60°-70°	1021.0	23.2
70°-80°	691.8	15.7
80°-90°	113.7	2.6
90°-100°	0.0	0.0
100°-110°	0.0	0.0
110°-120°	0.0	0.0
120°-130°	0.0	0.0
130°-140°	0.0	0.0
140°-150°	0.0	0.0
150°-160°	0.0	0.0
160°-170°	0.0	0.0
170°-180°	0.0	0.0
0°-90°	4403.0	100.0
0°-180°	4403.0	100.0

Coefficient of Utilization



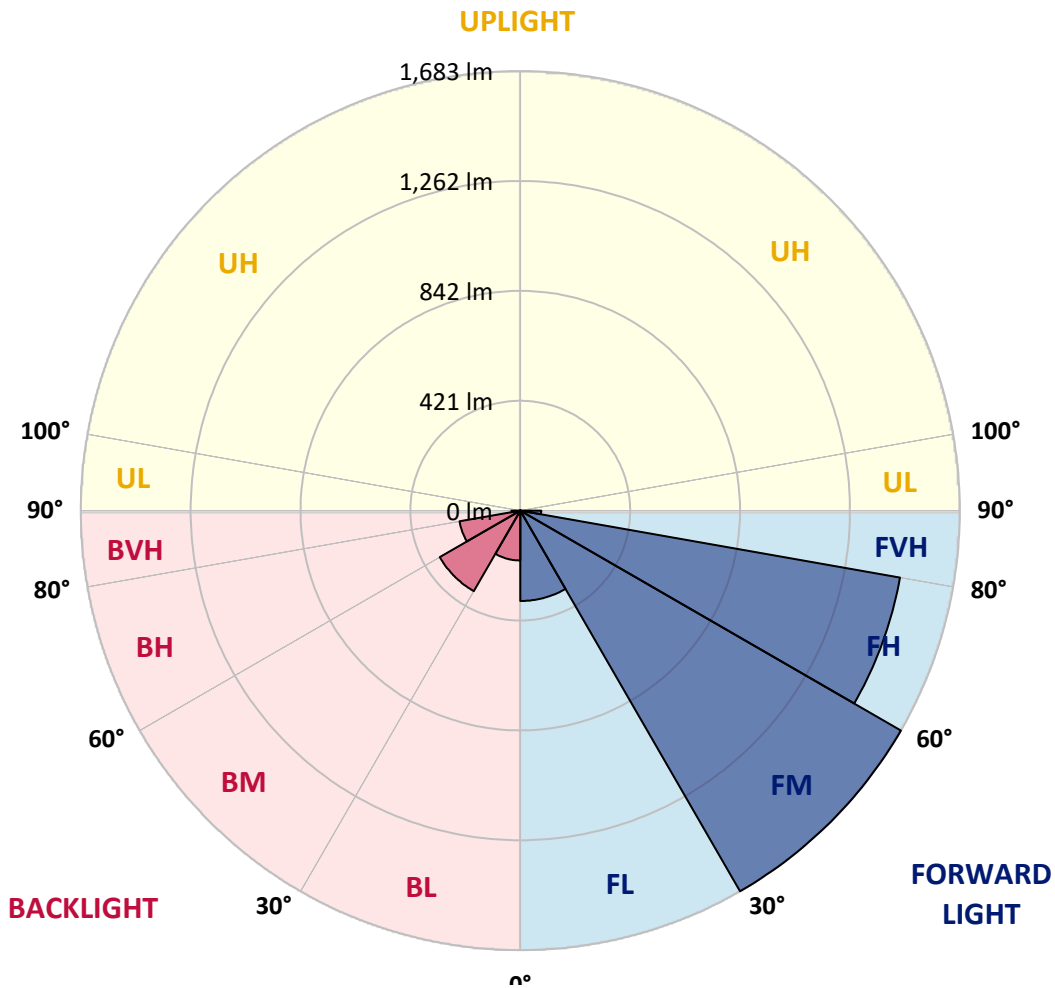
REPORT NUMBER: P385639

CATALOG NUMBER: GWC-SA1B-722-U-T2

LUMINAIRE CLASSIFICATION SYSTEM LUMEN TABLE AND BUG RATING:

Zone	Lumens	% Fixture	Zone Rating/Lumen Limit		
			B	U	G
FL (0°-30°)	346.1	7.9			
FM (30°-60°)	1683.3	38.2			
FH (60°-80°)	1476.6	33.5			G1/1800
FVH (80°-90°)	80.2	1.8			G1/100
BL (0°-30°)	190.9	4.3	B1/500		
BM (30°-60°)	356.0	8.1	B1/1000		
BH (60°-80°)	236.3	5.4	B1/500		G1/500
BVH (80°-90°)	33.5	0.8			G1/100
UL (90°-100°)	0.0	0.0		U0/0	
UH (100°-180°)	0.0	0.0		U0/0	

BUG Rating: B1-U0-G1
 Type III Medium





REPORT NUMBER: P385639

CATALOG NUMBER: GWC-SA1B-722-U-T2

CANDELA DISTRIBUTION (FULL):

	0°	5°	15°	25°	35°	45°	55°	65°	72°	75°	85°
0°	541.7	541.7	541.7	541.7	541.7	541.7	541.7	541.7	541.7	541.7	541.7
2.5°	598.4	597.5	594.3	594.3	588.2	583.1	573.4	566.9	559.1	556.4	547.3
5°	656.3	656.6	652.7	649.9	641.0	630.1	613.5	598.5	583.5	577.5	558.8
7.5°	705.0	704.4	703.3	701.0	692.7	681.5	659.2	636.9	614.8	605.7	573.5
10°	736.2	737.6	738.5	739.5	736.0	728.0	706.9	679.8	650.8	638.4	591.1
12.5°	752.0	754.4	758.6	765.9	771.7	770.8	755.4	726.6	692.2	676.6	613.1
15°	761.2	764.4	771.1	784.1	800.3	809.6	805.5	779.4	741.0	721.8	639.9
17.5°	767.0	769.5	779.9	797.3	821.4	846.0	856.7	834.9	796.2	774.2	670.7
20°	770.9	772.9	785.8	806.2	837.5	876.6	906.6	901.1	857.0	828.5	702.8
22.5°	779.7	781.4	793.7	814.3	848.8	899.3	954.7	962.8	921.2	888.9	737.3
25°	804.3	804.3	814.6	829.0	861.4	919.0	995.3	1031.5	986.6	949.0	769.1
27.5°	851.1	850.7	854.4	859.4	884.0	939.0	1031.5	1092.2	1054.6	1013.5	800.0
30°	906.6	909.6	910.1	907.7	919.2	964.1	1065.0	1156.1	1122.9	1078.7	831.7
32.5°	978.0	980.0	977.7	969.7	968.0	999.5	1097.9	1223.1	1196.9	1146.7	860.7
35°	1068.7	1064.9	1057.7	1041.4	1025.8	1047.0	1135.5	1290.2	1280.0	1229.1	900.5
37.5°	1165.8	1166.0	1157.2	1120.1	1098.5	1107.6	1187.4	1366.1	1380.5	1327.0	951.6
40°	1243.8	1247.9	1253.3	1204.5	1176.6	1189.2	1253.3	1454.2	1499.4	1443.1	1018.2
42.5°	1298.2	1302.9	1318.4	1287.7	1258.8	1282.1	1330.9	1548.2	1632.8	1577.1	1096.1
45°	1355.8	1358.4	1369.3	1356.1	1337.6	1390.2	1418.4	1645.5	1773.9	1720.0	1183.3
47.5°	1416.4	1419.2	1430.4	1421.6	1411.9	1491.2	1509.7	1737.2	1909.2	1876.9	1276.4
50°	1491.3	1493.2	1503.8	1487.8	1490.9	1567.3	1591.2	1821.4	2050.9	2017.9	1369.7
52.5°	1593.5	1594.0	1608.7	1594.3	1580.0	1623.1	1661.4	1900.7	2162.0	2146.4	1463.1
55°	1673.6	1678.4	1726.6	1723.6	1715.4	1673.7	1720.1	1976.2	2261.2	2268.6	1562.3
57.5°	1622.5	1641.4	1739.1	1807.9	1874.9	1799.7	1799.4	2061.2	2353.4	2388.5	1671.3
60°	1421.0	1446.8	1590.6	1743.3	1953.0	2018.9	1964.0	2165.1	2446.4	2507.4	1807.9
62.5°	1014.8	1057.3	1252.3	1496.0	1845.9	2164.2	2299.1	2329.9	2573.0	2645.0	1985.4
65°	513.0	545.2	708.6	1002.3	1474.8	2069.3	2663.2	2690.7	2793.0	2857.0	2258.8
67.5°	311.7	323.8	403.6	557.5	904.2	1611.9	2782.1	3292.1	3218.7	3252.7	2648.5
70°	229.7	238.6	288.4	370.2	520.0	945.9	2417.3	3721.3	3673.1	3669.3	2936.6
72°	178.9	185.4	229.4	299.1	380.2	567.5	1752.1	3562.9	3803.2	3784.1	2910.2
72.5°	169.6	175.4	215.4	281.5	359.3	514.4	1575.3	3456.0	3793.8	3785.1	2876.1
75°	133.6	137.7	159.5	217.7	281.2	291.8	863.2	2678.2	3365.5	3505.4	2586.8
77.5°	110.5	111.1	122.6	158.4	219.2	206.3	424.0	1858.2	2409.9	2563.8	1832.4
80°	90.1	90.8	96.3	111.1	165.9	152.7	201.3	1068.5	1349.3	1351.0	871.4
82.5°	71.7	71.9	77.9	81.3	119.2	109.2	115.4	501.7	589.6	567.2	313.2
85°	50.5	49.4	76.1	66.7	77.9	70.0	63.7	198.6	243.8	233.2	98.1
87.5°	16.8	17.4	33.8	43.2	45.5	39.7	28.4	76.1	92.0	91.3	31.1
90°	0.0	0.0	0.0	0.0	0.0	0.0	0.0	0.0	0.0	0.0	0.0



REPORT NUMBER: P385639
 CATALOG NUMBER: GWC-SA1B-722-U-T2

CANDELA DISTRIBUTION (continued):

	90°	95°	105°	115°	125°	135°	145°	155°	165°	175°	180°
0°	541.7	541.7	541.7	541.7	541.7	541.7	541.7	541.7	541.7	541.7	541.7
2.5°	544.4	539.6	532.4	524.6	518.3	512.0	507.3	504.8	502.1	499.8	502.6
5°	550.2	541.1	525.9	511.1	500.1	490.4	483.5	479.8	476.5	474.2	474.5
7.5°	559.6	544.9	519.4	497.7	482.6	472.1	465.0	462.5	460.4	459.8	460.6
10°	569.6	547.9	510.8	482.0	464.7	456.0	452.8	454.5	456.0	457.4	458.9
12.5°	580.9	550.6	498.2	463.5	448.8	445.4	448.6	455.9	461.2	464.4	466.3
15°	595.8	553.1	483.6	445.0	435.1	438.9	449.7	462.2	471.5	477.4	478.3
17.5°	609.5	552.9	465.0	426.3	424.0	435.1	451.3	469.1	481.5	489.8	491.5
20°	623.6	548.8	443.3	408.1	412.8	431.0	452.1	473.5	488.5	498.2	500.4
22.5°	636.7	541.7	419.5	391.6	403.4	425.6	449.2	470.9	485.9	493.8	496.2
25°	645.7	529.3	395.4	377.6	395.1	418.9	439.8	457.2	468.5	472.4	473.0
27.5°	650.2	513.0	372.6	365.5	386.4	408.0	422.4	431.0	434.2	433.9	433.3
30°	650.8	491.7	353.1	355.7	376.4	391.9	398.7	397.1	393.0	386.0	386.6
32.5°	648.9	467.5	336.7	346.3	363.7	372.3	372.6	364.6	353.7	342.6	339.6
35°	649.5	443.9	322.3	335.7	348.2	352.0	348.5	336.7	321.9	307.6	304.6
37.5°	656.1	423.3	309.9	323.4	331.1	332.0	327.0	314.6	303.7	289.7	288.5
40°	672.1	408.6	298.1	309.6	314.0	314.4	307.3	298.5	299.4	292.0	291.8
42.5°	700.7	402.2	287.6	295.2	297.9	298.8	293.4	287.7	295.6	290.8	289.1
45°	737.7	403.7	278.8	281.1	286.1	290.3	287.0	280.2	283.2	262.1	255.2
47.5°	780.5	413.4	271.8	268.9	277.6	285.6	280.5	270.2	259.4	238.5	234.5
50°	830.5	428.4	265.5	257.0	268.3	279.3	274.1	259.4	243.2	233.0	231.7
52.5°	882.6	446.8	259.1	243.8	256.7	274.4	271.8	257.0	237.0	227.0	225.1
55°	941.8	465.3	251.1	228.5	244.1	272.1	270.8	248.2	232.3	226.6	225.3
57.5°	1015.3	486.3	240.4	212.5	232.3	263.9	259.7	242.9	227.4	223.2	222.7
60°	1111.1	517.4	225.1	195.6	217.9	251.4	250.5	235.1	219.7	216.6	216.0
62.5°	1254.8	568.8	204.1	178.6	201.8	230.0	238.3	224.7	211.5	211.3	211.6
65°	1477.7	646.1	181.2	163.7	185.6	211.9	224.2	213.9	203.2	206.2	206.6
67.5°	1736.0	710.3	158.7	149.2	169.0	194.8	211.5	203.2	192.1	200.0	200.1
70°	1822.0	653.0	139.0	134.8	151.9	178.3	197.7	191.3	180.1	188.0	187.2
72°	1695.5	527.1	126.3	123.9	139.0	164.6	185.4	180.3	169.2	174.5	172.5
72.5°	1655.7	502.6	123.1	121.1	135.5	161.2	182.2	177.5	166.5	171.0	169.2
75°	1476.9	436.5	105.8	106.3	118.3	144.2	164.3	162.8	151.5	151.9	151.3
77.5°	1071.2	320.0	89.1	92.2	100.7	126.7	146.3	145.4	133.0	130.7	130.2
80°	497.1	163.3	72.6	74.0	82.8	106.0	124.8	123.6	113.6	110.7	109.0
82.5°	170.3	77.6	54.6	55.5	64.1	85.4	108.2	107.5	99.1	93.5	90.1
85°	60.8	38.7	38.2	37.3	45.8	67.2	94.3	90.2	77.9	66.4	66.1
87.5°	19.7	16.5	19.7	19.6	26.7	45.5	68.5	58.4	56.5	47.0	46.1
90°	0.0	0.0	0.0	0.0	0.0	0.0	0.0	0.0	0.0	0.0	0.0

Signify Classified - Internal
Cooper Lighting Solutions Photometric Lab
1121 Highway 74 South
Peachtree City, GA 30269

Scaled Data Report



Report Generated By 670245982

Signify Classified - Internal
Cooper Lighting Solutions Photometric Lab
1121 Highway 74 South
Peachtree City, GA 30269

Scaled Data Report



Signify Classified - Internal
Cooper Lighting Solutions Photometric Lab
1121 Highway 74 South
Peachtree City, GA 30269

Scaled Data Report



Signify Classified - Internal
Cooper Lighting Solutions Photometric Lab
1121 Highway 74 South
Peachtree City, GA 30269

Scaled Data Report



Signify Classified - Internal
Cooper Lighting Solutions Photometric Lab
1121 Highway 74 South
Peachtree City, GA 30269

Scaled Data Report



--- HS — SS

Signify Classified - Internal
Cooper Lighting Solutions Photometric Lab
1121 Highway 74 South
Peachtree City, GA 30269

Scaled Data Report



u

Signify Classified - Internal
Cooper Lighting Solutions Photometric Lab
1121 Highway 74 South
Peachtree City, GA 30269

Scaled Data Report



Signify Classified - Internal
Cooper Lighting Solutions Photometric Lab
1121 Highway 74 South
Peachtree City, GA 30269

Scaled Data Report



(END OF REPORT)